FAGGIOLATI PUMPS S.p.A.

CURVA CARATTERISTICA
PERFORMANCE CURVE

Serie	Tipo di pompa - *Pump type*	Curva - *Curve*
7B	**G272T3T2-J6AA0**	**T707-235**
Codice disegno - Drawing code		**707_40_72_1**

Cod. *Code*	Peso totale *Total weight*	Materiale *Construction*	Girante *Impeller*
7009019	**30** Kg	**GHISA EN-GJL-250** / ***CAST IRON EN-GJL-250***	**TRITURATORE** / ***GRINDER***

Idraulica - *Hydraulic*

MANDATA *DISCHARGE*	**40**	mm
ASPIRAZIONE *SUCTION*	**-**	mm
PASSAGGIO LIBERO *FREE PASSAGE*	**6**	mm
DIAMETRO GIRANTE *IMPELLER DIAMETER*	**120**	mm

Rend. max - *Best efficiency*

RENDIMENTO TOTALE *TOTAL EFFICIENCY*	**21,0**	%
RENDIMENTO IDRAULICO *HYDRAULIC EFFICIENCY*	**26,5**	%
POT. ASS. DALLA RETE *ABS. POWER FROM MAINS*	**0,9**	kW
PREVALENZA *HEAD*	**8,0**	m
PORTATA *CAPACITY*	**8,4**	m^3/h

Motore- *Motor*

M272T/L - 07891

ALIMENTAZIONE *POWER SUPPLY*	**3ph 400V-50Hz**	
CLASSE DI ISOLAMENTO *INSULATION CLASS*	**H**	
VELOCITÀ NOMINALE *NOMINAL SPEED*	**2750**	rpm
POTENZA NOMINALE MOTORE *NOMINAL MOTOR POWER*	**1,4**	kW
CORRENTE DI SPUNTO *STARTING CURRENT*	**8,4**	A
CORRENTE NOMINALE *NOMINAL CURRENT*	**3**	A
MOMENTO DI INERZIA TOTALE *TOTAL MOMENT OF INERTIA*	**0,0019**	kgm2

	CARICO-LOADING 4/4	3/4	1/2
FATTORE DI POTENZA *POWER FACTOR*	**0,88**	**0,84**	**0,70**
RENDIMENTO MOTORE *MOTOR EFFICIENCY*	**80** %	**79** %	**78** %

Impiego - *Application*

TEMP. MAX DEL LIQUID *PUMPED LIQUID MAX TEMP.*	**< 40**	°C
DENSITÀ MAX DEL LIQUIDO *PUMPED LIQUID MAX DENSITY*	**1,2**	Kg/dm^3
PROTEZIONE MECCANICA *MECHANICAL PROT. DEGREE*	**IP 68**	
CAVO *CABLE*	**4G1,5 H07RNF**	

Protezioni - *Protections*

PROTEZIONE TERMICA *THERMAL PROTECTION*	NO
CONTROLLO INFILTRAZIONE *HUMIDITY PROBE*	NO
Ex d IIB T4	NO
MANTELLO DI RAFFREDDAMENTO *COOLING JACKET*	NO

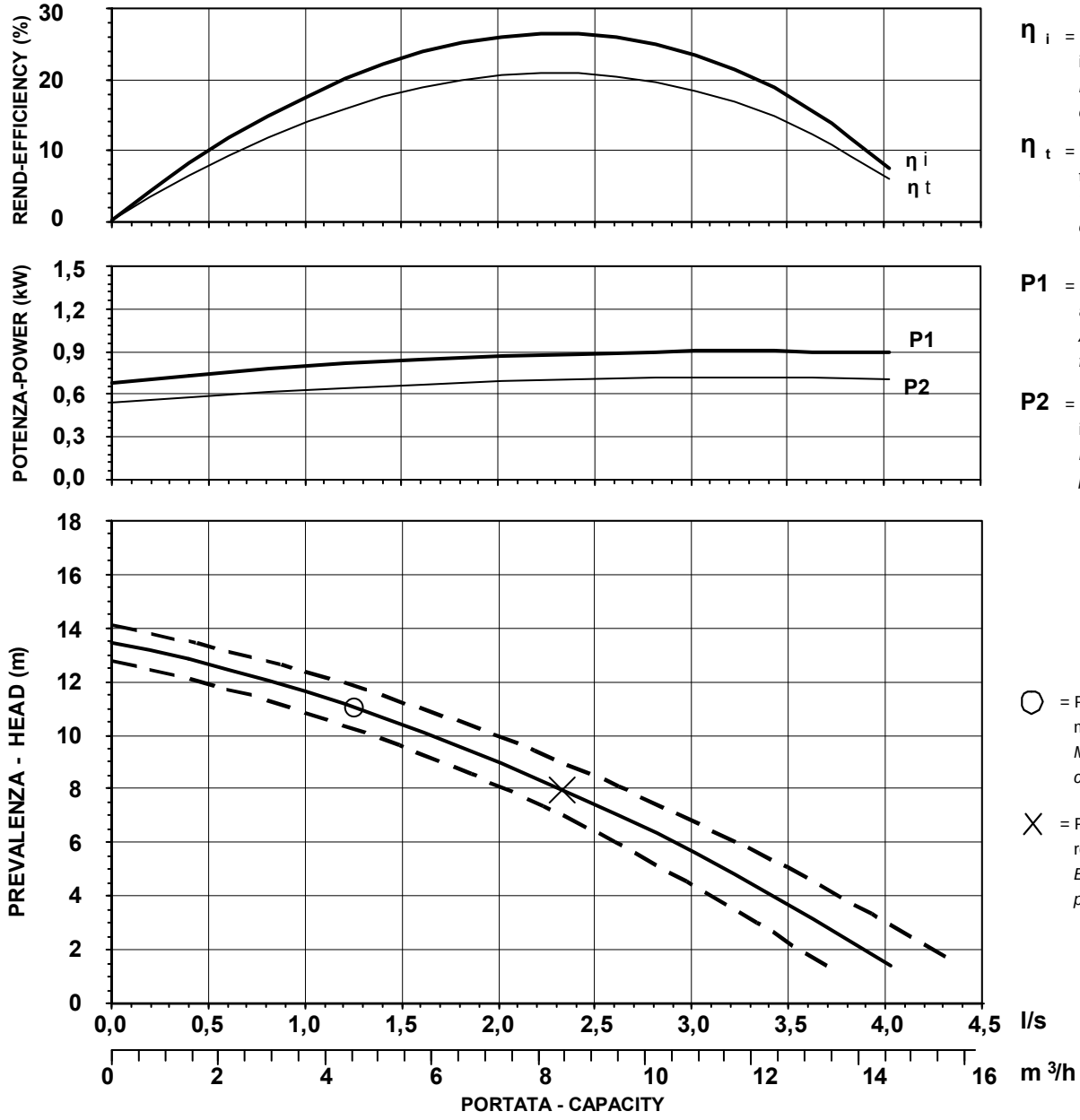

η i = Rendimento idraulico *Hydraulic efficiency*

η t = Rendimento totale *Total efficiency*

P1 = Potenza ass. dalla rete *Abs. power from mains*

P2 = Potenza idraulica *Hydraulic power*

○ = Portata minima *Minimum capacity*

× = Punto max rendimento *Best efficiency point*

CURVA CARATTERISTICA SECONDO NORMA *PERFORMANCE CURVES IN ACCORDANCE TO* **UNI EN ISO 9906**	PRESTAZIONI RILEVATE CON ACQUA PURA A 20°C *OPERATING DATA OBTAINED WITH CLEAN WATER AT 20°C*

Data - Date: 02/07/2009 Codice disegno - Drawing code: 707_40_72_1 App.: C (G3) Rev. 0 sch0907.1

FAGGIOLATI PUMPS S.P.A.

INGOMBRI
DIMENSIONS

Codice disegno - Drawing code
707_40_72_1

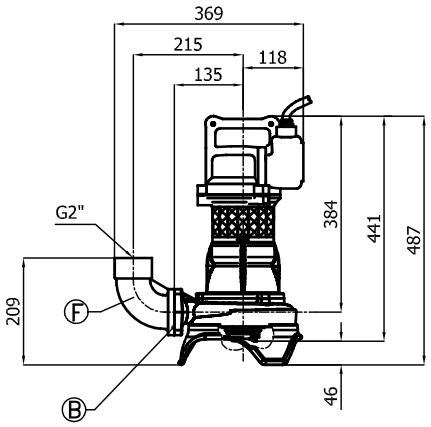

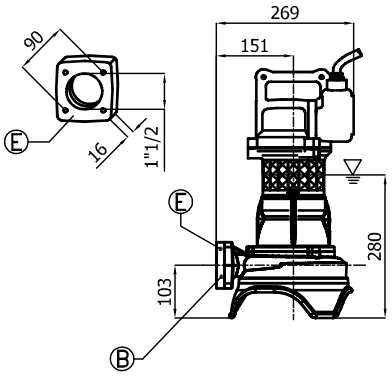

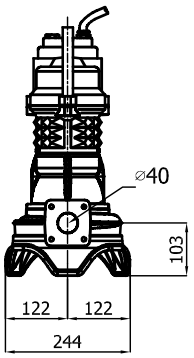

LIVELLO MINIMO DI SOMMERGIBILITÁ
MINIMUM SUBMERSIBLE LEVEL

L

P

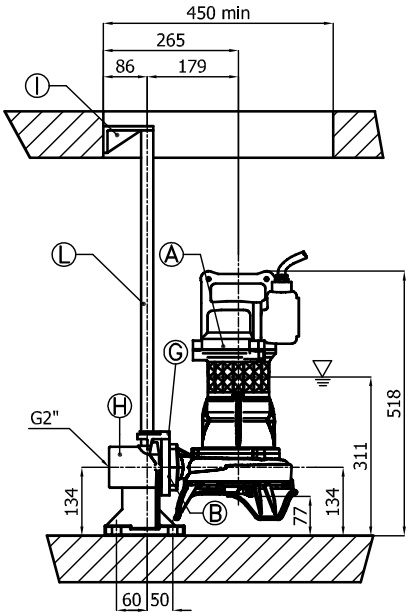

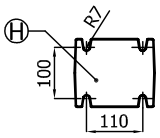

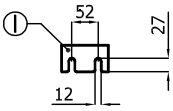

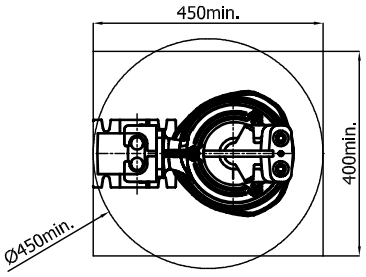

R

Pos. *Pos.*	*Codice* *Code*	*Descrizione* *Description*	*Materiale* *Material*	*Peso Kg* *Weight Kg*
A	-	Elettropompa Sommergibile Submersible Pump		-
B	54.09310	Guarnizione DN50 Rubber joint DN50	Neoprene Neoprene	-
Type: **P**				
E	GF1.1/2T	Flangetta filettata 1"1/2 Threaded flange 1"1/2	G250 Ghisa G250 Cast-Iron	1
F	GCF2	Curva filettata 90° 2" Threaded elbow 90° 2"	G250 Ghisa G250 Cast-Iron	3
Type: **R**		**GPADN502T**		
G	GCADN50	Controflangia accoppiamento 2 guide DN50 Double guide rail coupling flange DN50	G250 Ghisa G250 Cast-Iron	1,5
H	GBPACDN502T	Piede d'accoppiamento 2 guide DN50 Double guide coupling feet DN50	G250 Ghisa G250 Cast-Iron	6
I	SOP2TDN50	Sopporto tubi superiore 2 guide 3/4 Double guide rail upper support 3/4	G250 Ghisa G250 Cast-Iron	1,1
L	TG3/4Z	Tubo guida 3/4 Guide rail 3/4	Acciaio zincato Galvanized Steel	-