

**Submersible Motor Pumps with and without Explosion Protection**

# Amarex



**Product catalogue:**

<https://www.ksb.com/en-gb/lc/A31B>

**Product benefits**

- High efficiency thanks to enhanced power density (Wh/m<sup>3</sup>), overall efficiency of up to 69 %, lower total cost of ownership
- Non-clogging (no clogging by wet wipes) with patented deflection technology and D-max impeller
- Long service life with high operating reliability and durable bearings (100,000 operating hours)
- Environmentally friendly with non-toxic, food-approved oil fill for lubricating the mechanical seal (liquid reservoir)
- Flexible thanks to easy substitution of competitor pumps with a large range of adapter claws and substitution pump app

**Further information**

Prices.....	39
Accessories .....	48

**Product information as per Regulation No. 1907/2006 (REACH)**

For information as per European chemicals regulation (EC) No. 1907/2006 (REACH) see <https://www.ksb.com/en-global/company/corporate-responsibility/reach>.

**Description / design**

Vertical single-stage submersible motor pump for wet installation, with vortex impeller (F-max) or open dual-vane impeller (D-max), stationary or transportable version. Single-stage, single-entry close-coupled pump sets which are not self-priming. ATEX-compliant version available.

**Main applications**

- Waste water transport
- Waste water management
- Drainage systems
- Waste water treatment plants
- Stormwater transport
- Recirculation
- Sludge treatment

## Prices

### Amarex G/G2, open two-vane impeller, n = 2900 rpm

G = material variant grey cast iron (pump casing) / grey cast iron (intermediate casing) / nodular cast iron (impeller)

G2 = material variant grey cast iron (pump casing) / grey cast iron (intermediate casing) / Norihard, white cast iron (impeller)

D = open two-vane impeller

US = without explosion protection, for fluid temperatures of up to 40 °C

YS = explosion protection Ex II2G Ex db h IIB T4 Gb, for fluid temperatures of up to 40 °C

Prices and technical data

Size						Impeller diameter	P <sub>2</sub>	P <sub>1</sub>	I <sub>N</sub>	I <sub>A</sub>		MPG	L	[kg]	Mat. No.	GBP
n = 2900 rpm	Motor rating	Efficiency class <sup>(16)</sup> (17)	Motor version	Motor construction type	Material variant	[mm]	[kW]	[kW]	[A]	[A]	T <sup>(18)</sup>					
											[°C]					
D080-140	024	F	U	S	G	129	2,40	2,95	4,89	45	40	AY	-	75	39110670	6.554,55
D080-140	024	F	U	S	G2	129	2,40	2,95	4,89	45	40	AY	-	75	39110671	7.127,76
D080-140	024	F	Y	S	G	129	2,40	2,95	4,89	45	40	AY	-	77	39110672	7.805,67
D080-140	040	F	U	S	G	136	4,00	4,86	8,17	76	40	AY	-	79	39110673	6.651,16
D080-140	040	F	U	S	G2	136	4,00	4,86	8,17	76	40	AY	-	79	39110675	7.232,96
D080-140	040	F	Y	S	G	136	4,00	4,86	8,17	76	40	AY	-	80	39110677	7.916,76
D080-140	040	F	U	S	G	144	4,00	4,86	8,17	76	40	AY	-	79	39110674	7.108,76
D080-140	040	F	U	S	G2	144	4,00	4,86	8,17	76	40	AY	-	79	39110676	7.731,28
D080-140	040	F	Y	S	G	144	4,00	4,86	8,17	76	40	AY	-	80	39110678	8.443,06
D080-140	049	F	U	S	G	152	4,90	5,83	9,85	86	40	AY	-	99	39110679	7.598,40
D080-140	049	F	U	S	G2	152	4,90	5,83	9,85	86	40	AY	-	99	39110680	8.264,51
D080-140	049	F	Y	S	G	152	4,90	5,83	9,85	86	40	AY	-	102	39110681	9.044,15
D080-170	045	C	U	S	G	144	4,54	5,13	10,1/5,9	-	40	AY	-	111	39110682	7.298,77
D080-170	045	C	U	S	G2	144	4,54	5,13	10,1/5,9	-	40	AY	-	111	39110683	7.921,32
D080-170	045	C	Y	S	G	144	4,54	5,13	10,1/5,9	-	40	AY	-	115	39110684	8.671,08
D080-170	060	C	U	S	G	152	6,00	6,71	12,7/7,4	-	40	AY	-	115	39110685	7.788,41
D080-170	060	C	U	S	G2	152	6,00	6,71	12,7/7,4	-	40	AY	-	115	39110687	8.454,51
D080-170	060	C	Y	S	G	152	6,00	6,71	12,7/7,4	-	40	AY	-	120	39110689	9.310,18
D080-170	060	C	U	S	G	161	6,00	6,71	12,7/7,4	-	40	AY	-	115	39110686	8.156,36
D080-170	060	C	U	S	G2	161	6,00	6,71	12,7/7,4	-	40	AY	-	115	39110688	8.757,54
D080-170	060	C	Y	S	G	161	6,00	6,71	12,7/7,4	-	40	AY	-	120	39110690	9.599,06
D080-170	073	F	U	S	G	170	7,30	8,72	14,70	125	40	AY	-	111	39110691	7.278,20
D080-170	073	F	U	S	G2	170	7,30	8,72	14,70	125	40	AY	-	111	39110692	7.915,81
D080-170	073	F	Y	S	G	170	7,30	8,72	14,70	125	40	AY	-	115	39110693	8.675,92
D100-140	035	C	U	S	G	129	3,57	4,06	7,46	-	40	AY	-	112	39110721	6.962,75
D100-140	035	C	U	S	G2	129	3,57	4,06	7,46	-	40	AY	-	112	39110722	7.551,99
D100-140	035	C	Y	S	G	129	3,57	4,06	7,46	-	40	AY	-	115	39110723	8.278,95
D100-140	040	F	U	S	G	135	4,00	4,86	8,17	76	40	AY	-	92	39110724	6.905,13
D100-140	040	F	U	S	G2	135	4,00	4,86	8,17	76	40	AY	-	92	39110726	7.506,15
D100-140	040	F	Y	S	G	135	4,00	4,86	8,17	76	40	AY	-	94	39110728	8.203,15
D100-140	040	F	U	S	G	142	4,00	4,86	8,17	76	40	AY	-	92	39110725	7.040,18
D100-140	040	F	U	S	G2	142	4,00	4,86	8,17	76	40	AY	-	92	39110727	7.653,22
D100-140	040	F	Y	S	G	142	4,00	4,86	8,17	76	40	AY	-	94	39110729	8.358,44
D100-170	045	C	U	S	G	135	4,54	5,13	10,1/5,9	-	40	AY	-	117	39110730	7.095,14
D100-170	045	C	U	S	G2	135	4,54	5,13	10,1/5,9	-	40	AY	-	117	39110731	7.696,18
D100-170	045	C	Y	S	G	135	4,54	5,13	10,1/5,9	-	40	AY	-	121	39110732	8.431,17
D100-170	060	C	U	S	G	142	6,00	6,71	12,7/7,4	-	40	AY	-	122	39110733	7.230,21
D100-170	060	C	U	S	G2	142	6,00	6,71	12,7/7,4	-	40	AY	-	122	39110735	7.861,64

16 C: Motors to IE3  
17 F: Motors without IE  
18 Fluid temperature

Size						Impeller diameter	P <sub>2</sub>	P <sub>1</sub>	I <sub>N</sub>	I <sub>A</sub>		MPG	L	[kg]	Mat. No.	GBP
n = 2900 rpm	Motor rating	Efficiency class <sup>(16) 17)</sup>	Motor version	Motor construction type	Material variant	[mm]	[kW]	[kW]	[A]	[A]	T <sup>(18)</sup> [°C]					
D100-170	060	C	Y	S	G	142	6,00	6,71	12,7/7,4	-	40	AY	-	126	39110737	<b>8.662,47</b>
D100-170	060	C	U	S	G	148	6,00	6,71	12,7/7,4	-	40	AY	-	122	39110734	<b>8.510,93</b>
D100-170	060	C	U	S	G2	148	6,00	6,71	12,7/7,4	-	40	AY	-	122	39110736	<b>9.224,42</b>
D100-170	060	C	Y	S	G	148	6,00	6,71	12,7/7,4	-	40	AY	-	126	39110738	<b>10.112,54</b>
D100-170	073	F	U	S	G	154	7,30	8,72	14,70	125	40	AY	-	115	39110739	<b>8.329,24</b>
D100-170	073	F	U	S	G2	154	7,30	8,72	14,70	125	40	AY	-	117	39110740	<b>9.057,01</b>
D100-170	073	F	Y	S	G	154	7,30	8,72	14,70	125	40	AY	-	121	39110741	<b>9.878,90</b>

### Amarex G/G2, open two-vane impeller, n = 1450 rpm

G = material variant grey cast iron (pump casing) / grey cast iron (intermediate casing) / nodular cast iron (impeller)

G2 = material variant grey cast iron (pump casing) / grey cast iron (intermediate casing) / Norihard, white cast iron (impeller)

D = open two-vane impeller

US = without explosion protection, for fluid temperatures of up to 40 °C

YS = explosion protection Ex II2G Ex db h IIB T4 Gb, for fluid temperatures of up to 40 °C

Prices and technical data

Size	Motor rating	Efficiency class <sup>19)</sup> 20)	Motor version	Motor construction type	Material variant	Impeller diameter [mm]	P <sub>2</sub> [kW]	P <sub>1</sub> [kW]	I <sub>N</sub> [A]	I <sub>A</sub> [A]	T <sup>21)</sup> [°C]	MPG	L	[kg]	Mat. No.	GBP
n = 1450 rpm																
D080-180	017	F	U	S	G	162	1,67	2,13	3,71	27	40	AY	-	79	39110694	3.573,06
D080-180	017	F	U	S	G2	162	1,67	2,13	3,71	27	40	AY	-	79	39110698	3.880,92
D080-180	017	F	Y	S	G	162	1,67	2,13	3,71	27	40	AY	-	81	39110702	4.376,98
D080-180	017	F	U	S	G	169	1,67	2,13	3,71	27	40	AY	-	79	39110695	3.643,65
D080-180	017	F	U	S	G2	169	1,67	2,13	3,71	27	40	AY	-	79	39110699	3.957,78
D080-180	017	F	Y	S	G	169	1,67	2,13	3,71	27	40	AY	-	81	39110703	4.458,16
D080-180	017	F	U	S	G	176	1,67	2,13	3,71	27	40	AY	-	79	39110696	3.715,68
D080-180	017	F	U	S	G2	176	1,67	2,13	3,71	27	40	AY	-	79	39110700	4.036,22
D080-180	017	F	Y	S	G	176	1,67	2,13	3,71	27	40	AY	-	81	39110704	4.540,98
D080-180	017	F	U	S	G	184	1,67	2,13	3,71	27	40	AY	-	79	39110697	3.789,19
D080-180	017	F	U	S	G2	184	1,67	2,13	3,71	27	40	AY	-	79	39110701	4.116,27
D080-180	017	F	Y	S	G	184	1,67	2,13	3,71	27	40	AY	-	81	39110705	4.625,52
D080-180	023	F	U	S	G	192	2,30	2,98	5,15	38	40	AY	-	81	39110706	4.483,28
D080-180	023	F	U	S	G2	192	2,30	2,98	5,15	38	40	AY	-	81	39110707	4.850,13
D080-180	023	F	Y	S	G	192	2,30	2,98	5,15	38	40	AY	-	83	39110708	5.423,73
D080-230	035	F	U	S	G	200	3,55	4,41	7,56	45	40	AY	-	110	39110709	4.524,22
D080-230	035	F	U	S	G2	200	3,55	4,41	7,56	45	40	AY	-	110	39110712	4.916,73
D080-230	035	F	Y	S	G	200	3,55	4,41	7,56	45	40	AY	-	113	39110715	5.508,82
D080-230	035	F	U	S	G	210	3,55	4,41	7,56	45	40	AY	-	110	39110710	4.590,38
D080-230	035	F	U	S	G2	210	3,55	4,41	7,56	45	40	AY	-	110	39110713	4.988,76
D080-230	035	F	Y	S	G	210	3,55	4,41	7,56	45	40	AY	-	113	39110716	5.584,89
D080-230	035	F	U	S	G	220	3,55	4,41	7,56	45	40	AY	-	110	39110711	4.657,51
D080-230	035	F	U	S	G2	220	3,55	4,41	7,56	45	40	AY	-	110	39110714	5.061,88
D080-230	035	F	Y	S	G	220	3,55	4,41	7,56	45	40	AY	-	113	39110717	5.662,11
D080-230	039	F	U	S	G	230	3,90	5,01	9,91	81	40	AY	-	114	39110718	5.002,37
D080-230	039	F	U	S	G2	230	3,90	5,01	9,91	81	40	AY	-	116	39110719	5.412,80
D080-230	039	F	Y	S	G	230	3,90	5,01	9,91	81	40	AY	-	119	39110720	6.058,68
D100-180	017	F	U	S	G	156	1,67	2,13	3,71	27	40	AY	-	92	39110742	4.693,73
D100-180	017	F	U	S	G2	156	1,67	2,13	3,71	27	40	AY	-	92	39110747	5.097,94
D100-180	017	F	Y	S	G	156	1,67	2,13	3,71	27	40	AY	-	94	39110752	5.660,05
D100-180	017	F	U	S	G	162	1,67	2,13	3,71	27	40	AY	-	92	39110743	4.784,57
D100-180	017	F	U	S	G2	162	1,67	2,13	3,71	27	40	AY	-	92	39110748	5.196,87
D100-180	017	F	Y	S	G	162	1,67	2,13	3,71	27	40	AY	-	94	39110753	5.764,51
D100-180	017	F	U	S	G	169	1,67	2,13	3,71	27	40	AY	-	92	39110744	4.877,22
D100-180	017	F	U	S	G2	169	1,67	2,13	3,71	27	40	AY	-	92	39110749	5.297,76
D100-180	017	F	Y	S	G	169	1,67	2,13	3,71	27	40	AY	-	94	39110754	5.871,05
D100-180	017	F	U	S	G	176	1,67	2,13	3,71	27	40	AY	-	92	39110745	4.971,71
D100-180	017	F	U	S	G2	176	1,67	2,13	3,71	27	40	AY	-	92	39110750	5.400,66
D100-180	017	F	Y	S	G	176	1,67	2,13	3,71	27	40	AY	-	94	39110755	5.979,73
D100-180	017	F	U	S	G	184	1,67	2,13	3,71	27	40	AY	-	92	39110746	5.068,10

<sup>19)</sup> C: Motors to IE3

<sup>20)</sup> F: Motors without IE

<sup>21)</sup> Fluid temperature

Size						Impeller diameter	P <sub>2</sub>	P <sub>1</sub>	I <sub>N</sub>	I <sub>A</sub>		MPG	L	[kg]	Mat. No.	GBP
n = 1450 rpm	Motor rating	Efficiency class <sup>19) 20)</sup>	Motor version	Motor construction type	Material variant	Impeller diameter	P <sub>2</sub>	P <sub>1</sub>	I <sub>N</sub>	I <sub>A</sub>	T <sup>21)</sup>	MPG	L	[kg]	Mat. No.	GBP
						[mm]	[kW]	[kW]	[A]	[A]	[°C]					
D100-180	017	F	U	S	G2	184	1,67	2,13	3,71	27	40	AY	-	92	39110751	5.505,63
D100-180	017	F	Y	S	G	184	1,67	2,13	3,71	27	40	AY	-	94	39110756	6.090,58
D100-230	035	F	U	S	G	192	3,55	4,41	7,56	45	40	AY	-	114	39110757	5.363,07
D100-230	035	F	U	S	G2	192	3,55	4,41	7,56	45	40	AY	-	114	39110761	5.856,11
D100-230	035	F	Y	S	G	192	3,55	4,41	7,56	45	40	AY	-	117	39110765	6.467,79
D100-230	035	F	U	S	G	200	3,55	4,41	7,56	45	40	AY	-	114	39110758	5.857,98
D100-230	035	F	U	S	G2	200	3,55	4,41	7,56	45	40	AY	-	114	39110762	6.365,82
D100-230	035	F	Y	S	G	200	3,55	4,41	7,56	45	40	AY	-	117	39110766	7.036,94
D100-230	035	F	U	S	G	210	3,55	4,41	7,56	45	40	AY	-	114	39110759	6.200,34
D100-230	035	F	U	S	G2	210	3,55	4,41	7,56	45	40	AY	-	114	39110763	6.738,64
D100-230	035	F	Y	S	G	210	3,55	4,41	7,56	45	40	AY	-	117	39110767	7.430,66
D100-230	035	F	U	S	G	220	3,55	4,41	7,56	45	40	AY	-	114	39110760	6.563,24
D100-230	035	F	U	S	G2	220	3,55	4,41	7,56	45	40	AY	-	114	39110764	7.176,90
D100-230	035	F	Y	S	G	220	3,55	4,41	7,56	45	40	AY	-	117	39110768	7.848,01
D150-230	036	C	U	S	G	180	3,59	4,06	8,4/4,87	-	40	AY	-	134	39110769	7.757,83
D150-230	036	C	U	S	G2	180	3,59	4,06	8,4/4,87	-	40	AY	-	134	39110773	8.372,16
D150-230	036	C	Y	S	G	180	3,59	4,06	8,4/4,87	-	40	AY	-	138	39110777	9.192,25
D150-230	036	C	U	S	G	185	3,59	4,06	8,4/4,87	-	40	AY	-	134	39110770	7.895,82
D150-230	036	C	U	S	G2	185	3,59	4,06	8,4/4,87	-	40	AY	-	134	39110774	8.522,43
D150-230	036	C	Y	S	G	185	3,59	4,06	8,4/4,87	-	40	AY	-	138	39110778	9.351,04
D150-230	036	C	U	S	G	191	3,59	4,06	8,4/4,87	-	40	AY	-	134	39110771	8.036,67
D150-230	036	C	U	S	G2	191	3,59	4,06	8,4/4,87	-	40	AY	-	134	39110775	8.675,82
D150-230	036	C	Y	S	G	191	3,59	4,06	8,4/4,87	-	40	AY	-	138	39110779	9.512,95
D150-230	036	C	U	S	G	197	3,59	4,06	8,4/4,87	-	40	AY	-	134	39110772	8.180,28
D150-230	036	C	U	S	G2	197	3,59	4,06	8,4/4,87	-	40	AY	-	134	39110776	8.832,20
D150-230	036	C	Y	S	G	197	3,59	4,06	8,4/4,87	-	40	AY	-	138	39110780	9.678,06
D150-230	045	C	U	S	G	204	4,48	5,04	10,7/6,2	-	40	AY	-	138	39110781	8.326,75
D150-230	045	C	U	S	G2	204	4,48	5,04	10,7/6,2	-	40	AY	-	138	39110782	8.991,72
D150-230	045	C	Y	S	G	204	4,48	5,04	10,7/6,2	-	40	AY	-	142	39110783	9.846,52
D150-230	065	F	U	S	G	211	6,50	7,89	13,40	106	40	AY	-	134	39110784	7.811,12
D150-230	065	F	U	S	G2	211	6,50	7,89	13,40	106	40	AY	-	134	39110787	8.489,39
D150-230	065	F	Y	S	G	211	6,50	7,89	13,40	106	40	AY	-	138	39110790	9.353,38
D150-230	065	F	U	S	G	218	6,50	7,89	13,40	106	40	AY	-	134	39110785	7.963,51
D150-230	065	F	U	S	G2	218	6,50	7,89	13,40	106	40	AY	-	134	39110788	8.655,34
D150-230	065	F	Y	S	G	218	6,50	7,89	13,40	106	40	AY	-	138	39110791	9.528,60
D150-230	065	F	U	S	G	226	6,50	7,89	13,40	106	40	AY	-	134	39110786	8.118,94
D150-230	065	F	U	S	G2	226	6,50	7,89	13,40	106	40	AY	-	134	39110789	8.824,60
D150-230	065	F	Y	S	G	226	6,50	7,89	13,40	106	40	AY	-	138	39110792	9.707,31

### Amarex G, vortex impeller, n = 2900 rpm

G = material variant grey cast iron (pump casing) / grey cast iron (intermediate casing) / grey cast iron (impeller)

F = vortex impeller

US = without explosion protection, for fluid temperatures of up to 40 °C

YS = explosion protection Ex II2G Ex db h IIB T4 Gb, for fluid temperatures of up to 40 °C

Prices and technical data

Size						Impeller diameter	P <sub>2</sub>	P <sub>1</sub>	I <sub>N</sub>	I <sub>A</sub>	T <sup>23)</sup>	MPG	L	[kg]	Mat. No.	GBP
n = 2900 rpm	Motor rating	Efficiency class <sup>22)</sup>	Motor version	Motor construction type	Material variant	[mm]	[kW]	[kW]	[A]	[A]	[°C]					
F050-140	023	F	U	S	G	100	2,35	3,04	5,25	45	40	18	-	60	39120001	2.315,93
F050-140	023	F	Y	S	G	100	2,35	3,04	5,25	45	40	18	-	61	39120002	2.746,07
F050-140	023	F	U	S	G	110	2,35	3,04	5,25	45	40	18	-	60	39120003	2.384,88
F050-140	023	F	Y	S	G	110	2,35	3,04	5,25	45	40	18	-	61	39120004	2.825,35
F050-140	023	F	U	S	G	120	2,35	3,04	5,25	45	40	18	-	60	39120005	2.452,19
F050-140	023	F	Y	S	G	120	2,35	3,04	5,25	45	40	18	-	61	39120006	2.902,76
F050-140	023	F	U	S	G	130	2,35	3,04	5,25	45	40	18	-	60	39120007	2.588,43
F050-140	023	F	Y	S	G	130	2,35	3,04	5,25	45	40	18	-	61	39120008	3.059,44
F050-140	023	F	U	S	G	140	2,35	3,04	5,25	45	40	18	-	60	39120009	2.657,36
F050-140	023	F	Y	S	G	140	2,35	3,04	5,25	45	40	18	-	61	39120010	3.138,69
F050-140	023	F	U	S	G	150	2,35	3,04	5,25	45	40	18	-	60	39120011	2.726,27
F050-140	023	F	Y	S	G	150	2,35	3,04	5,25	45	40	18	-	61	39120012	3.217,95
F050-140	023	F	U	S	G	160	2,35	3,04	5,25	45	40	18	-	60	39120013	2.795,19
F050-140	023	F	Y	S	G	160	2,35	3,04	5,25	45	40	18	-	61	39120014	3.297,21
F050-220 <sup>24)</sup>	024	F	U	S	G	160	2,40	2,95	4,89	45	40	18	-	65	39120027	2.926,36
F050-220 <sup>24)</sup>	024	F	Y	S	G	160	2,40	2,95	4,89	45	40	18	-	66	39120028	3.489,40
F050-220	040	F	U	S	G	160	4,00	4,86	8,17	76	40	18	-	68	39120031	3.133,18
F050-220	040	F	Y	S	G	160	4,00	4,86	8,17	76	40	18	-	70	39120032	3.727,27
F050-220 <sup>24)</sup>	040	F	U	S	G	170	4,00	4,86	8,17	76	40	18	-	68	39120033	3.201,85
F050-220 <sup>24)</sup>	040	F	Y	S	G	170	4,00	4,86	8,17	76	40	18	-	70	39120034	3.806,24
F050-220	049	F	U	S	G	170	4,90	5,83	9,85	86	40	18	-	86	39120037	3.848,85
F050-220	049	F	Y	S	G	170	4,90	5,83	9,85	86	40	18	-	89	39120038	4.591,64
F050-220 <sup>24)</sup>	040	F	U	S	G	180	4,00	4,86	8,17	76	40	18	-	68	39120045	3.336,94
F050-220 <sup>24)</sup>	040	F	Y	S	G	180	4,00	4,86	8,17	76	40	18	-	70	39120046	3.961,58
F050-220 <sup>24)</sup>	049	F	U	S	G	180	4,90	5,83	9,85	86	40	18	-	86	39120039	3.873,67
F050-220 <sup>24)</sup>	049	F	Y	S	G	180	4,90	5,83	9,85	86	40	18	-	89	39120040	4.620,19
F050-220 <sup>24)</sup>	049	F	U	S	G	190	4,90	5,83	9,85	86	40	18	-	86	39120035	3.898,49
F050-220 <sup>24)</sup>	049	F	Y	S	G	190	4,90	5,83	9,85	86	40	18	-	89	39120036	4.648,73
F050-220	073	F	U	S	G	190	7,30	8,72	14,70	125	40	18	-	91	39120041	4.229,43
F050-220	073	F	Y	S	G	190	7,30	8,72	14,70	125	40	18	-	95	39120042	5.029,30
F065-170	024	F	U	S	G	110	2,40	2,95	4,89	45	40	18	-	67	39120077	3.066,04
F065-170	024	F	Y	S	G	110	2,40	2,95	4,89	45	40	18	-	68	39120078	3.650,05
F065-170	024	F	U	S	G	120	2,40	2,95	4,89	45	40	18	-	67	39120079	3.133,36
F065-170	024	F	Y	S	G	120	2,40	2,95	4,89	45	40	18	-	68	39120080	3.727,47
F065-170	024	F	U	S	G	130	2,40	2,95	4,89	45	40	18	-	67	39120081	3.202,25
F065-170	024	F	Y	S	G	130	2,40	2,95	4,89	45	40	18	-	68	39120082	3.806,69
F065-170	024	F	U	S	G	140	2,40	2,95	4,89	45	40	18	-	67	39120083	3.269,59
F065-170	024	F	Y	S	G	140	2,40	2,95	4,89	45	40	18	-	68	39120084	3.884,13
F065-170	040	F	U	S	G	150	4,00	4,86	8,17	76	40	18	-	71	39120085	3.338,47
F065-170	040	F	Y	S	G	150	4,00	4,86	8,17	76	40	18	-	72	39120086	3.963,34

<sup>22</sup> F: Motors without IE

<sup>23</sup> Fluid temperature

<sup>24</sup> The motor rating does not cover the complete hydraulic characteristic curve.

Size						Impeller diameter	P <sub>2</sub>	P <sub>1</sub>	I <sub>N</sub>	I <sub>A</sub>		MPG	L	[kg]	Mat. No.	GBP
n = 2900 rpm	Motor rating	Efficiency class <sup>23)</sup>	Motor version	Motor construction type	Material variant	[mm]	[kW]	[kW]	[A]	[A]	T <sup>23)</sup>					
											[°C]					
F065-170	040	F	U	S	G	160	4,00	4,86	8,17	76	40	18	-	71	39120087	3.405,83
F065-170	040	F	Y	S	G	160	4,00	4,86	8,17	76	40	18	-	72	39120088	4.040,81
F065-170 <sup>24)</sup>	040	F	U	S	G	170	4,00	4,86	8,17	76	40	18	-	71	39120089	3.473,19
F065-170 <sup>24)</sup>	040	F	Y	S	G	170	4,00	4,86	8,17	76	40	18	-	72	39120090	4.118,27
F065-170 <sup>24)</sup>	049	F	U	S	G	180	4,90	5,83	9,85	86	40	18	-	88	39120091	3.911,69
F065-170 <sup>24)</sup>	049	F	Y	S	G	180	4,90	5,83	9,85	86	40	18	-	91	39120092	4.663,91
F065-170	073	F	U	S	G	190	7,30	8,72	14,70	125	40	18	-	93	39120093	4.302,86
F065-170	073	F	Y	S	G	190	7,30	8,72	14,70	125	40	18	-	97	39120094	5.113,76
F080-220	024	F	U	S	G	140	2,40	2,95	4,89	45	40	18	-	71	39120163	3.435,17
F080-220	024	F	Y	S	G	140	2,40	2,95	4,89	45	40	18	-	73	39120164	4.074,55
F080-220	040	F	U	S	G	150	4,00	4,86	8,17	76	40	18	-	75	39120165	3.505,50
F080-220	040	F	Y	S	G	150	4,00	4,86	8,17	76	40	18	-	76	39120166	4.155,41
F080-220	040	F	U	S	G	160	4,00	4,86	8,17	76	40	18	-	75	39120167	3.576,64
F080-220	040	F	Y	S	G	160	4,00	4,86	8,17	76	40	18	-	76	39120168	4.237,24
F080-220 <sup>24)</sup>	049	F	U	S	G	170	4,90	5,83	9,85	86	40	18	-	93	39120169	3.971,29
F080-220 <sup>24)</sup>	049	F	Y	S	G	170	4,90	5,83	9,85	86	40	18	-	96	39120170	4.732,46
F080-220	073	F	U	S	G	180	7,30	8,72	14,70	125	40	18	-	98	39120171	4.504,93
F080-220	073	F	Y	S	G	180	7,30	8,72	14,70	125	40	18	-	102	39120172	5.346,14
F080-220	073	F	U	S	G	190	7,30	8,72	14,70	125	40	18	-	98	39120173	4.629,03
F080-220	073	F	Y	S	G	190	7,30	8,72	14,70	125	40	18	-	102	39120174	5.488,86
F080-220 <sup>24)</sup>	084	F	U	S	G	200	8,40	9,85	16,80	156	40	18	-	103	39120175	5.133,39
F080-220 <sup>24)</sup>	084	F	Y	S	G	200	8,40	9,85	16,80	156	40	18	-	107	39120176	6.151,61

### Amarex G, vortex impeller, n = 1450 rpm

G = material variant grey cast iron (pump casing) / grey cast iron (intermediate casing) / grey cast iron (impeller)

F = vortex impeller

US = without explosion protection, for fluid temperatures of up to 40 °C

YS = explosion protection Ex II2G Ex db h IIB T4 Gb, for fluid temperatures of up to 40 °C

Prices and technical data

Size						Impeller diameter	P <sub>2</sub>	P <sub>1</sub>	I <sub>N</sub>	I <sub>A</sub>	T <sup>(26)</sup>	MPG	L	[kg]	Mat. No.	GBP
n = 1450 rpm	Motor rating	Efficiency class <sup>(25)</sup>	Motor version	Motor construction type	Material variant	[mm]	[kW]	[kW]	[A]	[A]	[°C]					
F065-150	017	F	U	S	G	150	1,67	2,13	3,71	27	40	18	-	67	39120055	2.634,44
F065-150	017	F	Y	S	G	150	1,67	2,13	3,71	27	40	18	-	69	39120056	3.153,72
F065-150	017	F	U	S	G	160	1,67	2,13	3,71	27	40	18	-	67	39120057	2.679,65
F065-150	017	F	Y	S	G	160	1,67	2,13	3,71	27	40	18	-	69	39120058	3.205,71
F065-150	017	F	U	S	G	170	1,67	2,13	3,71	27	40	18	-	67	39120059	2.724,65
F065-150	017	F	Y	S	G	170	1,67	2,13	3,71	27	40	18	-	69	39120060	3.257,45
F065-150	017	F	U	S	G	180	1,67	2,13	3,71	27	40	18	-	67	39120061	2.793,55
F065-150	017	F	Y	S	G	180	1,67	2,13	3,71	27	40	18	-	69	39120062	3.336,68
F065-150	017	F	U	S	G	190	1,67	2,13	3,71	27	40	18	-	67	39120063	2.860,88
F065-150	017	F	Y	S	G	190	1,67	2,13	3,71	27	40	18	-	69	39120064	3.414,11
F065-150	017	F	U	S	G	200	1,67	2,13	3,71	27	40	18	-	67	39120065	2.929,79
F065-150	017	F	Y	S	G	200	1,67	2,13	3,71	27	40	18	-	69	39120066	3.493,37
F065-230	017	F	U	S	G	160	1,67	2,13	3,71	27	40	18	-	69	39120107	2.934,66
F065-230	017	F	Y	S	G	160	1,67	2,13	3,71	27	40	18	-	70	39120108	3.498,97
F065-230	017	F	U	S	G	170	1,67	2,13	3,71	27	40	18	-	69	39120109	3.001,94
F065-230	017	F	Y	S	G	170	1,67	2,13	3,71	27	40	18	-	70	39120110	3.576,34
F065-230	017	F	U	S	G	180	1,67	2,13	3,71	27	40	18	-	69	39120111	3.069,23
F065-230	017	F	Y	S	G	180	1,67	2,13	3,71	27	40	18	-	70	39120112	3.653,71
F065-230	017	F	U	S	G	190	1,67	2,13	3,71	27	40	18	-	69	39120113	3.102,58
F065-230	017	F	Y	S	G	190	1,67	2,13	3,71	27	40	18	-	70	39120114	3.692,05
F065-230	023	F	U	S	G	200	2,30	2,98	5,15	38	40	18	-	71	39120115	3.203,79
F065-230	023	F	Y	S	G	200	2,30	2,98	5,15	38	40	18	-	72	39120116	3.808,46
F065-230	035	F	U	S	G	210	3,55	4,41	7,56	45	40	18	-	88	39120117	3.569,66
F065-230	035	F	Y	S	G	210	3,55	4,41	7,56	45	40	18	-	91	39120118	4.105,12
F080-150	017	F	U	S	G	140	1,67	2,13	3,71	27	40	18	-	72	39120129	3.027,28
F080-150	017	F	Y	S	G	140	1,67	2,13	3,71	27	40	18	-	73	39120130	3.605,47
F080-150	017	F	U	S	G	160	1,67	2,13	3,71	27	40	18	-	72	39120131	3.098,44
F080-150	017	F	Y	S	G	160	1,67	2,13	3,71	27	40	18	-	73	39120132	3.687,30
F080-150	017	F	U	S	G	180	1,67	2,13	3,71	27	40	18	-	72	39120133	3.160,41
F080-150	017	F	Y	S	G	180	1,67	2,13	3,71	27	40	18	-	73	39120134	3.758,57
F080-180	017	F	U	S	G	140	1,67	2,13	3,71	27	40	18	-	72	39120143	2.990,06
F080-180	017	F	Y	S	G	140	1,67	2,13	3,71	27	40	18	-	74	39120144	3.562,66
F080-180	017	F	U	S	G	150	1,67	2,13	3,71	27	40	18	-	72	39120145	3.058,72
F080-180	017	F	Y	S	G	150	1,67	2,13	3,71	27	40	18	-	74	39120146	3.641,64
F080-180	017	F	U	S	G	160	1,67	2,13	3,71	27	40	18	-	72	39120147	3.126,58
F080-180	017	F	Y	S	G	160	1,67	2,13	3,71	27	40	18	-	74	39120148	3.719,66
F080-180	017	F	U	S	G	170	1,67	2,13	3,71	27	40	18	-	72	39120149	3.195,24
F080-180	017	F	Y	S	G	170	1,67	2,13	3,71	27	40	18	-	74	39120150	3.798,63
F080-180	017	F	U	S	G	180	1,67	2,13	3,71	27	40	18	-	72	39120151	3.263,08
F080-180	017	F	Y	S	G	180	1,67	2,13	3,71	27	40	18	-	74	39120152	3.876,64
F080-230	017	F	U	S	G	150	1,67	2,13	3,71	27	40	18	-	73	39120193	3.127,40
F080-230	017	F	Y	S	G	150	1,67	2,13	3,71	27	40	18	-	75	39120194	3.720,60

<sup>25</sup> F: Motors without IE

<sup>26</sup> Fluid temperature

Size						Impeller diameter	P <sub>2</sub>	P <sub>1</sub>	I <sub>N</sub>	I <sub>A</sub>		MPG	L	[kg]	Mat. No.	GBP
n = 1450 rpm	Motor rating	Efficiency class <sup>25)</sup>	Motor version	Motor construction type	Material variant	[mm]	[kW]	[kW]	[A]	[A]	T <sup>26)</sup>					
											[°C]					
F080-230	017	F	U	S	G	160	1,67	2,13	3,71	27	40	18	-	73	39120195	3.201,85
F080-230	017	F	Y	S	G	160	1,67	2,13	3,71	27	40	18	-	75	39120196	3.806,24
F080-230	023	F	U	S	G	170	2,30	2,98	5,15	38	40	18	-	75	39120197	3.338,36
F080-230	023	F	Y	S	G	170	2,30	2,98	5,15	38	40	18	-	76	39120198	3.963,23
F080-230	035	F	U	S	G	180	3,55	4,41	7,56	45	40	18	-	94	39120199	3.516,25
F080-230	035	F	Y	S	G	180	3,55	4,41	7,56	45	40	18	-	98	39120200	4.209,16
F080-230	035	F	U	S	G	190	3,55	4,41	7,56	45	40	18	-	94	39120201	3.610,56
F080-230	035	F	Y	S	G	190	3,55	4,41	7,56	45	40	18	-	98	39120202	4.317,61
F080-230	039	F	U	S	G	200	3,90	5,01	9,91	81	40	18	-	99	39120203	3.823,82
F080-230	039	F	Y	S	G	200	3,90	5,01	9,91	81	40	18	-	102	39120204	4.562,87
F080-230 <sup>27)</sup>	039	F	U	S	G	210	3,90	5,01	9,91	81	40	18	-	99	39120205	3.892,66
F080-230 <sup>27)</sup>	039	F	Y	S	G	210	3,90	5,01	9,91	81	40	18	-	102	39120206	4.642,03
F100-180	017	F	U	S	G	140	1,67	2,13	3,71	27	40	18	-	75	39120221	3.200,20
F100-180	017	F	Y	S	G	140	1,67	2,13	3,71	27	40	18	-	76	39120222	3.804,33
F100-180	017	F	U	S	G	160	1,67	2,13	3,71	27	40	18	-	75	39120223	3.268,04
F100-180	017	F	Y	S	G	160	1,67	2,13	3,71	27	40	18	-	76	39120224	3.882,36
F100-180	017	F	U	S	G	180	1,67	2,13	3,71	27	40	18	-	75	39120225	3.338,36
F100-180	017	F	Y	S	G	180	1,67	2,13	3,71	27	40	18	-	76	39120226	3.963,23
F100-180 <sup>27)</sup>	017	F	U	S	G	190	1,67	2,13	3,71	27	40	18	-	75	39120227	3.408,69
F100-180 <sup>27)</sup>	017	F	Y	S	G	190	1,67	2,13	3,71	27	40	18	-	76	39120228	4.044,10
F100-230 <sup>27)</sup>	017	F	U	S	G	160	1,67	2,13	3,71	27	40	18	-	75	39120259	3.474,88
F100-230 <sup>27)</sup>	017	F	Y	S	G	160	1,67	2,13	3,71	27	40	18	-	77	39120260	4.120,22
F100-230 <sup>27)</sup>	023	F	U	S	G	170	2,30	2,98	5,15	38	40	18	-	77	39120261	3.598,98
F100-230 <sup>27)</sup>	023	F	Y	S	G	170	2,30	2,98	5,15	38	40	18	-	79	39120262	4.262,93
F100-230	035	F	U	S	G	180	3,55	4,41	7,56	45	40	18	-	97	39120263	3.723,09
F100-230	035	F	Y	S	G	180	3,55	4,41	7,56	45	40	18	-	99	39120264	4.447,01
F100-230	035	F	U	S	G	190	3,55	4,41	7,56	45	40	18	-	97	39120265	3.747,08
F100-230	035	F	Y	S	G	190	3,55	4,41	7,56	45	40	18	-	99	39120266	4.474,61
F100-230	039	F	U	S	G	200	3,90	5,01	9,91	81	40	18	-	102	39120267	3.883,59
F100-230	039	F	Y	S	G	200	3,90	5,01	9,91	81	40	18	-	105	39120268	4.631,60
F100-230 <sup>27)</sup>	039	F	U	S	G	210	3,90	5,01	9,91	81	40	18	-	102	39120269	3.922,42
F100-230 <sup>27)</sup>	039	F	Y	S	G	210	3,90	5,01	9,91	81	40	18	-	105	39120270	4.676,26
F150-180	065	F	U	S	G	160	6,50	7,89	13,40	106	40	18	-	130	39120285	5.437,36
F150-180	065	F	Y	S	G	160	6,50	7,89	13,40	106	40	18	-	134	39120286	6.501,16
F150-180	065	F	U	S	G	170	6,50	7,89	13,40	106	40	18	-	130	39120287	5.503,54
F150-180	065	F	Y	S	G	170	6,50	7,89	13,40	106	40	18	-	134	39120288	6.577,28
F150-180	065	F	U	S	G	180	6,50	7,89	13,40	106	40	18	-	130	39120289	5.627,65
F150-180	065	F	Y	S	G	180	6,50	7,89	13,40	106	40	18	-	134	39120290	6.719,99
F150-230	065	F	U	S	G	170	6,50	7,89	13,40	106	40	18	-	131	39120301	5.627,65
F150-230	065	F	Y	S	G	170	6,50	7,89	13,40	106	40	18	-	136	39120302	6.719,99
F150-230	065	F	U	S	G	180	6,50	7,89	13,40	106	40	18	-	131	39120303	5.693,84
F150-230	065	F	Y	S	G	180	6,50	7,89	13,40	106	40	18	-	136	39120304	6.796,12
F150-230	065	F	U	S	G	190	6,50	7,89	13,40	106	40	18	-	131	39120305	5.760,03
F150-230	065	F	Y	S	G	190	6,50	7,89	13,40	106	40	18	-	136	39120306	6.872,23
F150-230	065	F	U	S	G	200	6,50	7,89	13,40	106	40	18	-	131	39120307	5.826,22
F150-230	065	F	Y	S	G	200	6,50	7,89	13,40	106	40	18	-	136	39120308	6.948,35
F150-230 <sup>27)</sup>	065	F	U	S	G	210	6,50	7,89	13,40	106	40	18	-	131	39120309	5.892,39
F150-230 <sup>27)</sup>	065	F	Y	S	G	210	6,50	7,89	13,40	106	40	18	-	136	39120310	7.024,46
F150-230	077	F	U	S	G	210	7,70	9,20	15,90	118	40	18	-	136	39120315	6.422,72

<sup>27)</sup> The motor rating does not cover the complete hydraulic characteristic curve.

Size	Motor rating	Efficiency class <sup>25)</sup>	Motor version	Motor construction type	Material variant	Impeller diameter	P <sub>2</sub>	P <sub>1</sub>	I <sub>N</sub>	I <sub>A</sub>	T <sup>26)</sup>	MPG	L	[kg]	Mat. No.	GBP
n = 1450 rpm						[mm]	[kW]	[kW]	[A]	[A]						
F150-230	077	F	Y	S	G	210	7,70	9,20	15,90	118	40	18	-	140	39120316	<b>7.634,33</b>
F150-230	077	F	U	S	G	220	7,70	9,20	15,90	118	40	18	-	136	39120311	<b>6.554,44</b>
F150-230	077	F	Y	S	G	220	7,70	9,20	15,90	118	40	18	-	140	39120312	<b>7.785,82</b>

## Accessories

### Installation parts for stationary pump sets

Installation parts for stationary pump sets



Item	Description	Size	Sealing element	Installation depth [m]	MPG	L	[kg]	Mat. No.	GBP	
	P2 + P5 Guide hoop arrangement Installation parts for stationary wet installation Consisting of: DN 50 flanged duckfoot bend, stainless steel anchor bolts, guide hoop, claw with stainless steel screws/bolts	DN 50 DN 3: DIN ISO ASME Inclined claw	NBR 60	1,5	BZ	-	12,2	05045152	325,57	
					BZ	-	1,5	19521154	41,68	
			FKM 60	1,5	BZ	-	12,2	05045153	325,57	
				BZ	-	1,5	19521154	41,68		
		NBR 60	1,8	BZ	-	12,2	05045152	325,57		
				BZ	-	2,5	19521155	73,29		
		FKM 60	1,8	BZ	-	12,2	05045153	325,57		
				BZ	-	2,5	19521155	73,29		
		NBR 60	2,1	BZ	-	12,2	05045152	325,57		
				BZ	-	4	19521156	67,40		
		FKM 60	2,1	BZ	-	12,2	05045153	325,57		
				BZ	-	4	19521156	67,40		
		Guide hoop arrangement Installation parts for stationary wet installation Consisting of: DN 65 flanged duckfoot bend, stainless steel anchor bolts, guide hoop, claw with stainless steel screws/bolts	DN 65 DN 3: DIN ISO ASME	NBR 60	1,5	BZ	-	16,2	05045148	473,16
						BZ	-	1,5	19521154	41,68
				FKM 60	1,5	BZ	-	16,2	05045149	473,16
				BZ	-	1,5	19521154	41,68		
	NBR 60		1,8	BZ	-	16,2	05045148	473,16		
				BZ	-	2,5	19521155	73,29		
	FKM 60		1,8	BZ	-	16,2	05045149	473,16		
				BZ	-	2,5	19521155	73,29		
	NBR 60		2,1	BZ	-	16,2	05045148	473,16		
				BZ	-	4	19521156	67,40		
	FKM 60		2,1	BZ	-	16,2	05045149	473,16		
				BZ	-	4	19521156	67,40		
	Guide hoop arrangement Installation parts for stationary wet installation Consisting of: DN 65/80 flanged duckfoot bend, stainless steel anchor bolts, guide hoop, claw with stainless steel screws/bolts	DN 65/80 DN 3: DIN ISO	NBR 60	1,5	BZ	-	18,3	05045160	525,18	
					BZ	-	1,5	19521154	41,68	
			FKM 60	1,5	BZ	-	18,3	05045161	525,18	
					BZ	-	1,5	19521154	41,68	
			NBR 60	1,8	BZ	-	18,3	05045160	525,18	
					BZ	-	2,5	19521155	73,29	
FKM 60			1,8	BZ	-	18,3	05045161	525,18		
				BZ	-	2,5	19521155	73,29		
NBR 60			2,1	BZ	-	18,3	05045160	525,18		
				BZ	-	4	19521156	67,40		
FKM 60			2,1	BZ	-	18,3	05045161	525,18		
				BZ	-	4	19521156	67,40		
DN 65/80 DN 3: ASME		NBR 60	1,5	BZ	-	18,4	05045156	530,34		
				BZ	-	1,5	19521154	41,68		
		FKM 60	1,5	BZ	-	18,4	05045157	530,34		
				BZ	-	1,5	19521154	41,68		
		NBR 60	1,8	BZ	-	18,4	05045156	530,34		
				BZ	-	2,5	19521155	73,29		
		FKM 60	1,8	BZ	-	18,4	05045157	530,34		
				BZ	-	2,5	19521155	73,29		
		NBR 60	2,1	BZ	-	18,4	05045156	530,34		
				BZ	-	4	19521156	67,40		
		FKM 60	2,1	BZ	-	18,4	05045157	530,34		
				BZ	-	4	19521156	67,40		

Item	Description	Size	Sealing element	Installation depth [m]	MPG	L	[kg]	Mat. No.	GBP
	P4 + P5 Guide wire arrangement Installation parts for stationary wet installation Consisting of: flanged duck-foot bend, stainless steel anchor bolts, suspension bracket, mounting bracket, 10 m guide wire, claw with stainless steel screws/bolts	DN 50	NBR 60	4,5	BZ	-	13,9	05044127	353,95
		DN 3: DIN ISO ASME	FKM 60	4,5	BZ	-	13,9	05044128	353,95
		DN 65	NBR 60	4,5	BZ	-	17,9	05044125	510,02
		DN 3: DIN ISO ASME	FKM 60	4,5	BZ	-	17,9	05044126	510,02
		DN 65/80	NBR 60	4,5	BZ	-	20	05044211	553,60
		DN 3: DIN ISO	FKM 60	4,5	BZ	-	20	05044212	553,60
		DN 65/80	NBR 60	4,5	BZ	-	20,1	05044129	554,74
		DN 3: ASME	FKM 60	4,5	BZ	-	20,1	05044210	554,74
		DN 80	NBR 60	4,5	BZ	-	29,5	05018552	625,28
		DN 3: DIN ISO	FKM 60	4,5	BZ	-	29,5	05018553	625,28
		DN 80	NBR 60	4,5	BZ	-	27,4	05028880	625,28
		DN 3: ASME	FKM 60	4,5	BZ	-	27,4	05028881	625,28
		DN 80/100	NBR 60	4,5	BZ	-	28,9	05018556	716,63
		DN 3: DIN ISO ASME	FKM 60	4,5	BZ	-	28,9	05018557	716,63
		DN 100	NBR 60	4,5	BZ	-	34,6	05018554	772,89
		DN 3: DIN ISO ASME	FKM 60	4,5	BZ	-	34,6	05018555	772,89
DN 150	NBR 60	4,5	BZ	-	74,2	05018558	909,14		
DN 3: DIN ISO ASME	FKM 60	4,5	BZ	-	74,2	05018559	909,14		
	P4 + P5 Single guide rail arrangement Installation parts for stationary wet installation Consisting of: flanged duck-foot bend, stainless steel anchor bolts, mounting bracket, claw with stainless steel screws/bolts (guide rail not included in KSB's scope of supply)	DN 50	NBR 60	4,5	BZ	-	12,2	05045152	325,57
		DN 3: DIN ISO ASME		BZ	-	0,3	05017151	24,42	
			FKM 60	4,5	BZ	-	12,2	05045153	325,57
				BZ	-	0,3	05017151	24,42	
		DN 65	NBR 60	4,5	BZ	-	16,2	05045148	473,16
		DN 3: DIN ISO ASME		BZ	-	0,3	05017151	24,42	
			FKM 60	4,5	BZ	-	16,2	05045149	473,16
				BZ	-	0,3	05017151	24,42	
		DN 65/80	NBR 60	4,5	BZ	-	18,3	05045160	525,18
		DN 3: DIN ISO		BZ	-	0,3	05017151	24,42	
			FKM 60	4,5	BZ	-	18,3	05045161	525,18
				BZ	-	0,3	05017151	24,42	
		DN 65/80	NBR 60	4,5	BZ	-	18,4	05045156	530,34
		DN 3: ASME		BZ	-	0,3	05017151	24,42	
			FKM 60	4,5	BZ	-	18,4	05045157	530,34
				BZ	-	0,3	05017151	24,42	
		DN 80	NBR 60	4,5	BZ	-	27,9	05018726	518,83
		DN 3: DIN ISO		BZ	-	0,3	05017151	24,42	
			FKM 60	4,5	BZ	-	27,9	05018727	518,83
				BZ	-	0,3	05017151	24,42	
		DN 80	NBR 60	4,5	BZ	-	25,9	05028255	697,99
		DN 3: ASME		BZ	-	0,3	05017151	24,42	
			FKM 60	4,5	BZ	-	25,9	05028256	697,99
				BZ	-	0,3	05017151	24,42	
DN 80/100	NBR 60	4,5	BZ	-	27,3	05018742	460,51		
DN 3: DIN ISO ASME		BZ	-	0,3	05017151	24,42			
	FKM 60	4,5	BZ	-	27,3	05018743	460,51		
		BZ	-	0,3	05017151	24,42			
DN 100	NBR 60	4,5	BZ	-	33,1	05018729	603,42		
DN 3: DIN ISO ASME		BZ	-	0,3	05017151	24,42			
	FKM 60	4,5	BZ	-	33,1	05018740	603,42		
		BZ	-	0,3	05017151	24,42			

Item	Description	Size	Sealing element	Installation depth [m]	MPG	L	[kg]	Mat. No.	GBP
	P4 + P5 Twin guide rail arrangement Installation parts for stationary wet installation Consisting of: flanged duck-foot bend, stainless steel anchor bolts, mounting bracket, adapter, claw with stainless steel screws/bolts (guide rails not included in KSB's scope of supply)	DN 50	NBR 60	-	BZ	-	13,3	05044215	<b>396,13</b>
		DN 3: DIN ISO ASME	FKM 60	-	BZ	-	13,3	05044216	<b>396,13</b>
		DN 65	NBR 60	-	BZ	-	17,2	05044213	<b>501,59</b>
		DN 3: DIN ISO ASME	FKM 60	-	BZ	-	17,2	05044214	<b>501,59</b>
		DN 65/80	NBR 60	-	BZ	-	19,3	05044219	<b>553,60</b>
		DN 3: DIN ISO	FKM 60	-	BZ	-	19,3	05044220	<b>553,60</b>
		DN 65/80	NBR 60	-	BZ	-	19,4	05044217	<b>554,74</b>
		DN 3: ASME	FKM 60	-	BZ	-	19,4	05044218	<b>554,74</b>
		DN 80	NBR 60	-	BZ	-	30,2	05018645	<b>625,28</b>
		DN 3: DIN ISO	FKM 60	-	BZ	-	30,2	05018646	<b>625,28</b>
		DN 80	NBR 60	-	BZ	-	28,2	05028447	<b>625,28</b>
		DN 3: ASME	FKM 60	-	BZ	-	28,2	05028448	<b>625,28</b>
		DN 80/100	NBR 60	-	BZ	-	29,6	05018649	<b>716,63</b>
		DN 3: DIN ISO ASME	FKM 60	-	BZ	-	29,6	05018650	<b>716,63</b>
		DN 100	NBR 60	-	BZ	-	35,4	05018647	<b>772,89</b>
		DN 3: DIN ISO ASME	FKM 60	-	BZ	-	35,4	05018648	<b>772,89</b>
DN 150	NBR 60	-	BZ	-	73,3	05016943	<b>971,24</b>		
DN 3: DIN ISO ASME	FKM 60	-	BZ	-	73,3	05016944	<b>971,24</b>		
	P5 Guide hoop arrangement, guide wire arrangement, single guide rail arrangement Claw for Amarex EN-GJL-250 with stainless steel screws/bolts Single guide rail arrangement Claw for Amarex EN-GJL-250 with stainless steel screws/bolts Twin guide rail arrangement Claw for Amarex EN-GJL-250 with stainless steel screws/bolts Guide wire arrangement, twin guide rail arrangement Claw for Amarex EN-GJL-250 with stainless steel screws/bolts	DN 50	NBR 60	-	BZ	-	4,8	05046255	<b>48,29</b>
			FKM 60	-	BZ	-	4,8	05046256	<b>48,29</b>
		DN 65	NBR 60	-	BZ	-	5,9	05046259	<b>108,15</b>
			FKM 60	-	BZ	-	5,9	05046270	<b>108,15</b>
		DN 80	NBR 60	-	BZ	-	6,6	05016790	<b>125,73</b>
			FKM 60	-	BZ	-	6,6	05016791	<b>125,73</b>
		DN 100	NBR 60	-	BZ	-	7,3	05016794	<b>125,73</b>
			FKM 60	-	BZ	-	7,3	05016795	<b>125,73</b>
		DN 50	NBR 60	-	BZ	-	4,9	05046257	<b>132,24</b>
			FKM 60	-	BZ	-	4,9	05046258	<b>132,24</b>
		DN 65	NBR 60	-	BZ	-	5,9	05046271	<b>273,78</b>
			FKM 60	-	BZ	-	5,9	05046272	<b>273,78</b>
		DN 80	NBR 60	-	BZ	-	6,4	05016792	<b>307,65</b>
			FKM 60	-	BZ	-	6,4	05016793	<b>307,65</b>
		DN 100	NBR 60	-	BZ	-	7	05016796	<b>344,85</b>
			FKM 60	-	BZ	-	7,1	05016797	<b>344,85</b>
DN 150	NBR 60	-	BZ	-	13,9	05016798	<b>367,78</b>		
	FKM 60	-	BZ	-	13,9	05016799	<b>367,78</b>		



### Installation parts transportable pump sets

Installation parts transportable pump sets

Item	Description	Size	MPG	L	[kg]	Mat. No.	GBP
 P6	3 pump feet	DN 50/65/80/100	BZ	-	0,1	05017148	<b>35,09</b>
	Footplate with bolts (only for uneven mounting surfaces and in combination with feet)	DN 50/65/80/100	BZ	-	1	05016969	<b>38,06</b>











### Chain for stationary and transportable pump sets

Chain for stationary and transportable pump sets

Item	Description	Motor construction type	Length	MPG	L	[kg]	Mat. No.	GBP
			[m]					
	Chain (1.4404), short-linked, hook (1.4301), shackle (1.4404), maximum load 200 kg	S-M	3	BZ	-	0,8	05018486	<b>235,82</b>
		L-X	3	BZ	-	0,9	05018487	<b>235,82</b>
		S-M	5	BZ	-	2,3	05018488	<b>248,81</b>
		L-X	5	BZ	-	2,4	05018489	<b>248,81</b>
		S-M	10	BZ	-	4,4	05018510	<b>367,63</b>
		L-X	10	BZ	-	4,6	05018511	<b>367,63</b>
		S-M	15	BZ	-	6,6	05018512	<b>495,89</b>
		L-X	15	BZ	-	6,8	05018513	<b>495,89</b>
	Polypropylene lifting rope with shackle 1.4401 and hook 1.4571	S-M	5	BZ	-	2,1	05018515	<b>72,60</b>
		L-X	5	BZ	-	2,2	05018517	<b>72,60</b>

## Pump accessories

Accessories for stationary and transportable pump sets

Item	Description	Connection	Length [m]	Amarex				MPG	L	[kg]	Mat. No.	GBP	
				50	65	80	100						
	P8 Flange for pipe coupling PN 10, at the flanged elbow, mating dimensions to PN 16	DN 50 / R 2	-	X	-	-	-	24	L	1,2	19551111	50,06	
		DN 65 / R 2 1/2	-	-	X	-	-	24	-	1,2	39020184	80,51	
	P9 PVC adapter for hose connection, with 1 hose clip	R2	-	X	-	-	-	24	-	0,3	11191498	103,27	
	P13 Connection elbow with flange/hose connection made of EN-GJL-250, grey cast iron  PN 16, DIN 2501, including joint ring and hose clip; for DN 100 also with fixing bolts  to be used for flange connections item 25 / item 26 (not for DN 100).	DN 65/B 75	-	-	X	-	-	24	-	6	19135655	290,24	
		DN 80/B 75	-	-	-	X	-	24	-	6,6	19131746	334,45	
		DN 100/A 110	-	-	-	-	X	24	-	10	19139718	424,56	
	P14 Angle with internal thread / external thread, galvanised grey cast iron (flange connection see P27 and P30)	R 2	-	X	-	-	-	24	-	0,3	00241966	116,23	
	Connection elbow with flanges PN 16, DIN 2501 (to be used for flange connections item 25 or item 26), grey cast iron	DN 65/65	-	-	X	-	-	24	-	11	00265480	290,24	
		DN 65/80	-	-	X	-	-	24	-	8	25198402	346,84	
		DN 80/80	-	-	-	X	-	24	-	10	11150856	385,64	
		DN 100/100	-	-	-	-	X	24	-	14,4	25145802	482,76	
	P15 Storz rigid coupling	DN 65 / B 75	-	-	X	-	-	24	-	3,5	18040148	268,48	
		DN 80/B 75	-	-	-	X	-	24	L	3,5	18072642	299,68	
		DN 100/A 110	-	-	-	-	X	24	-	5	18060162	424,56	
	P16 Storz hose coupling  2 hose clips, item 20, are required for hose mounting (for plastic hoses B 75 and A 110, item 19)	C 52 (DIN 14321)	-	X	-	-	-	24	L	0,3	00524551	63,95	
		B 75 (DIN 14322)	-	-	X	X	-	24	L	0,7	00520454	97,19	
		A 110 (DIN 14323)	-	-	-	-	X	24	-	1,5	00522313	183,83	
	P17 Storz rigid coupling	C 52 / G 2	-	X	-	-	-	24	L	0,2	00524370	72,12	
		B 75 / G 2 1/2	-	-	X	-	-	24	L	0,4	00524371	92,99	
	P18 Plastic hose DN 50, DIN 14811, with integrated C couplings	C 52-5 m	-	X	-	-	-	24	L	2,3	00522262	282,98	
		C 52-10 m	-	X	-	-	-	24	L	4,2	00522263	468,93	
		C 52-20 m	-	X	-	-	-	24	L	5,7	00522264	779,72	
	P19 Plastic hose, without coupling, DIN 14811	63 <sup>28)</sup>	5	X	-	-	-	24	-	1,7	39018688	196,99	
		63 <sup>28)</sup>	10	X	-	-	-	24	-	3,4	39018689	391,27	
		63 <sup>28)</sup>	20	X	-	-	-	24	-	6,8	39018690	779,72	
		Plastic hose without coupling, DIN 14811	-	5	-	X	X	-	24	-	2	39019064	227,57
		B 75	-	20	-	X	X	-	24	-	8	39019066	912,89
			-	30	-	X	X	-	24	-	12	39019071	1.367,95
		Plastic hose without coupling, DIN 14811	-	5	-	-	X	-	24	-	2,2	39018691	227,57
		80	-	10	-	-	X	-	24	-	4,3	39019062	455,00
		Plastic hose without coupling, DIN 14811	-	5	-	-	-	X	24	-	4,7	39019067	455,00
		A 110	-	10	-	-	-	X	24	-	9,3	39019068	912,89
	-	30	-	-	-	X	24	-	27,9	39019070	2.735,86		

<sup>28)</sup> Inside diameter


Item	Description	Connection	Length [m]	Amarex				MPG	L	[kg]	Mat. No.	GBP
				50	65	80	100					
	P20 Hose clip DIN 3017, chrome steel	B 50 <sup>29)</sup>	-	X	-	-	-	24	-	0	39000515	7,47
		B 75	-	-	X	X	-	24	-	0	00109515	8,35
		AL 110 - 120 B <sup>30)</sup>	-	-	-	-	X	24	-	0,1	00520853	10,89
	P21 RK swing check valve Plastic, EN 12050-4, with internal thread ISO 7/1, full bore and drain plug; cannot be used for pumped drainage	Rp 2	-	X	-	-	-	24	L	0,5	01009773	112,72
	P22 Socket gate valve, CuZn, PN 10-12 DIN 3352	Rp 2	-	X	-	-	-	24	L	1,3	00411503	84,65
		Rp 2 1/2	-	-	X	-	-	24	L	1,7	39000507	130,45
	P23 Check valve, grey cast iron, full bore, lifting device, flanges drilled to DIN 2501, PN 16	DN 65	-	-	X	-	-	24	L	13,7	48829253	779,72
		DN 80	-	-	-	X	-	24	L	16,5	48829254	837,93
		DN 100	-	-	-	-	X	24	L	20,9	48829255	990,59
	P24 ECOLINE GTR-16P gate valve, grey cast iron, PN 16, flanges drilled to ISO 7005/DIN 2501	DN 65	-	-	X	-	-	24	L	15	49709579	512,63
		DN 80	-	-	-	X	-	24	L	22	49709580	697,22
		DN 100	-	-	-	-	X	24	L	26,5	49709581	799,80
	P25 Set of installation accessories for a flange connection, discharge nozzle; item 13, 14 or 15 Consisting of: 4 hexagon head bolts with nuts and 1 sealing element	-	-	X	-	-	-	24	L	0,8	39021944	13,89
		-	-	-	X	-	-	24	L	0,8	19551115	16,57
		-	-	-	X	-	-	24	L	0,8	19551100	13,89
		-	-	-	-	X	-	24	L	0,8	19551113	13,89
	P26 Set of installation accessories for a flange connection Consisting of: 8 hexagon head bolts with nuts and 1 sealing element	-	-	-	X	-	-	24	L	0,8	19551114	24,98
		-	-	-	-	X	-	24	L	0,8	19551116	24,98
	P27 Threaded flange for guide hoop arrangement (P2) and guide wire arrangement (P4) Consisting of: flange, 4 hexagon head bolts with nuts and washers and 1 sealing element	DN 50 / Rp 2	-	X	-	-	-	24	-	2	19551353	199,77
		DN 65 / Rp 2 1/2	-	-	X	-	-	24	-	2,9	39021943	321,89
	P28 Hand pump, wall mounting, grey cast iron, suction-side connection Rp 1 1/2	-	-	X	X	X	X	24	L	12	00520485	391,26
	P30 Adapter with reduced external thread M4 EN 1042K	2 x Rp 1 1/4	-	-	-	-	-	24	-	0,4	01135663	117,19

<sup>29</sup> For plastic hose Ø 63 item 19

<sup>30</sup> 2 pcs. required

## Control units and switchgear

Switchgear / control units






Item	Description	I <sub>N</sub>		Type	MPG	L	[kg]	Mat. No.	GBP
		Min.	Max.						
		[A]	[A]						
	E4 Multi-functional plug, type Hyper, with motor protection relay CEE plug	2,6	3,7	Hyper 37.1	73	L	1	19071492	<b>464,23</b>
		3,7	5,5	Hyper 55.1	73	L	1	19071493	<b>464,23</b>
		5,5	8,0	Hyper 80.1	73	L	1	19071494	<b>464,23</b>
		8,0	11,5	Hyper 115.1	73	L	1	19071495	<b>464,23</b>

### Dual-pump station with LevelControl Basic 2

For dual-pump stations we recommend using the LevelControl Basic 2 control unit, which controls automatic operation of both pumps (automatic pump changeover after every start, peak load operation function and automatic pump changeover in the case of a pump fault). An alarm function is integrated in LevelControl Basic 2. A separate alarm switchgear is not required in this case. The control unit can be selected in KSB EasySelect.

## Alarm switchgears for pumps, non-ATEX-compliant

Alarm switchgears for pumps, non-ATEX-compliant

Item	Description	MPG	L	[kg]	Mat. No.	GBP
	<p>E50 Alarm switchgear AS 0</p> <p>With circuit breaker, acoustic signalling device with 85 dB(A), green equipment-on lamp</p> <p>Plastic housing, IP20, H x W x D = 140 x 80 x 57 [mm]. Use float switch, F1 leakage sensor (item E64), M1 alarm contactor or signal relay of control unit as contactor.</p>	73	L	0,5	29128401	207,95
	<p>E51 Alarm switchgear AS 2</p> <p>With circuit breaker, acoustic signalling device with 85 dB(A), green equipment-on lamp, volt-free contact for hook-up to a control station</p> <p>Plastic housing, IP20, H x W x D = 140 x 80 x 57 [mm]. Use float switch, F1 leakage sensor (item E64) or signal relay of control unit as contactor.</p>	73	L	0,5	29128422	597,39
	<p>E52 Alarm switchgear AS 4</p> <p>With circuit breaker, acoustic signalling device with 85 dB(A), green equipment-on lamp, volt-free contact for hook-up to a control station, self-charging power supply unit for 5 hours of operation in the event of a power failure</p> <p>Plastic housing, IP20, H x W x D = 140 x 80 x 57 [mm]. Use float switch (E60), F1 leakage sensor (item E64) or signal relay of control unit as contactor.</p>	73	L	0,5	29128442	1.054,45
	<p>E53 Alarm switchgear AS 5</p> <p>Mains-independent, with self-charging power supply unit for 10 hours of operation in the event of a power failure, mains pilot LED, fault indicator light, acknowledgement button, volt-free contact for hook-up to a control station, ready for connection with 1.8 m power cable and plug.</p> <p>ISO housing, IP41, H x W x D = 190 x 165 x 75 [mm]. Use float switch (E60) or signal relay of control unit as contactor.</p> <p>Acoustic alarm not included in the scope of supply, see horn (E70).</p>	73	L	1,7	00530561	1.633,81
	<p>E55 Alarm switchgear AS 1</p> <p>In IP30 ISO plug housing, mains-independent, with self-charging power supply unit for 5 hours of operation in the event of a power failure, acoustic signalling device 70 dB(A) with circuit breaker and integrated signal transmitter with 3-metre power cable, max. 60 °C, not suitable for steam and condensate.</p> <p>1. High water alert by suspending the sensor in a (pump) sump above the pump start-up point.</p> <p>2. Water alert signal at a water level of only 1 mm by placing the sensor on the floor in areas with a flooding or leakage risk, e.g. the cellar or next to the washing machine in the kitchen or bathroom.</p>	73	L	0,9	00533740	600,88