

Presentation SPEEDBOARD




Pump Ebara **Matrix/E18-6T/4** with **Speedboard 1309 TT** (IN ~3x400V/ OUT ~3x400V)

1.- Pump Ebara Matrix/E18-6T/4 with Speedboard 1309 TT (IN ~3x400V/ OUT ~3x400V)


1.1- Presentation of the pump + pump




1.2- Assembly of the speedboard to the pump




Open the terminal block case of the motor



Locate the gasket of the pump on the terminal block case



Open the Speedboard, connect the earth cable of the pump to the faston of the Speedboard and fix the Speedboard to the pump with 4 screws directly to the case of the motor. Connect the faston of the motor cable to filter electronic circuit.



Connect the cable supplied to the motor terminals of the pump



Connect the display cable, connect the pressure sensor cable on the terminal block indicated on the figure.



Tighten the 4 screws of the corners to closet he device.